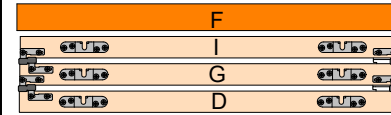


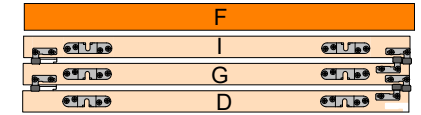
10146				10147							
e		4	h		2	e		2	h		2
f		2	i		8	f		4	i		8
g		12				g		12			
				DIN 7505 A 4X20					DIN 7505 A 4X20		
				DIN 7505 B 4X25					DIN 7505 B 4X25		

**PUERTAS APILADAS IZQUIERDA/
STACKED DOORS ON THE LEFT**



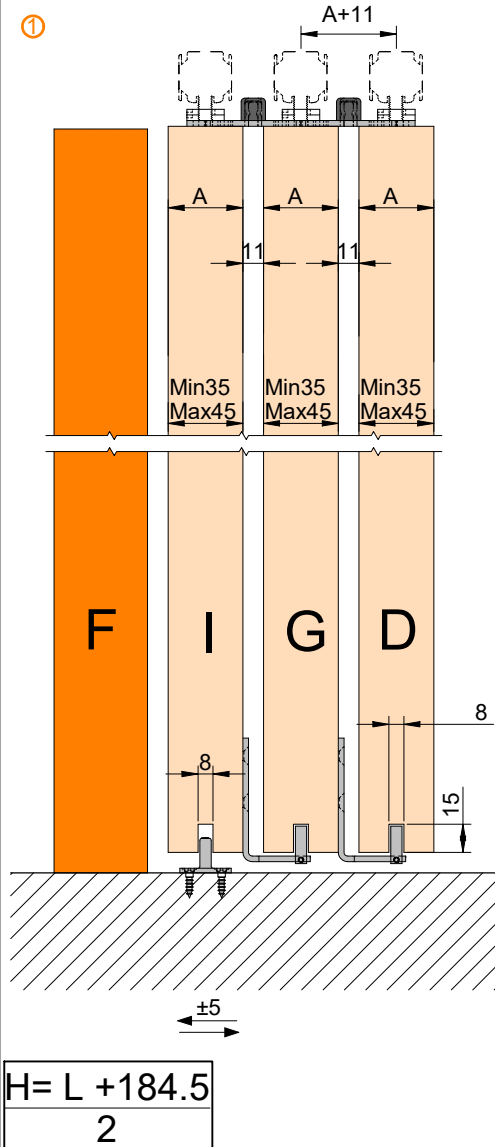
10146

**PUERTAS APILADAS DERECHA/
STACKED DOORS ON THE RIGHT**

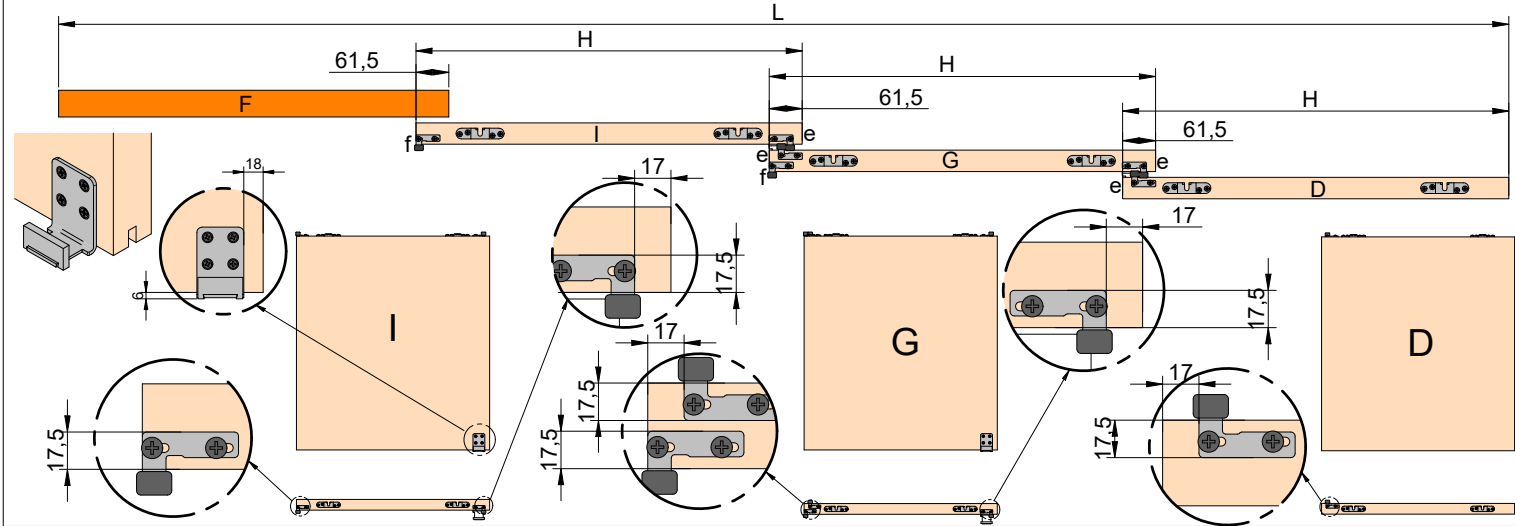


10147

①



② PUERTAS APILADAS A LA IZQUIERDA (10146)/ STACKED DOORS ON THE LEFT (10146)
POSICIÓN ANCLAJES SUPERIORES PARA CADA HOJA/ UPPER ANCHORAGE POSITION FOR EACH LEAF



③ PUERTAS APILADAS A LA DERECHA (10147)/ STACKED DOORS ON THE RIGHT (10147)
POSICIÓN ANCLAJES SUPERIORES PARA CADA HOJA/ UPPER ANCHORAGE POSITION FOR EACH LEAF

