

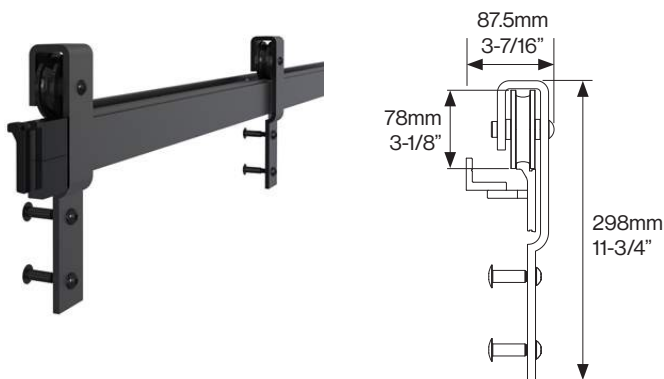
BarnDoorTrack

The **CS BarnDoorTrack** is suitable for surface sliding applications where there is enough strength in the wall to side mount a track above an opening.

It is designed to offer adjustability of the door out from the wall. This allows for clearance with baseboards and casings without an unsightly head spacer.

Installation is quick and easy as the track bracket is supplied with pre-machined fixing slots. The track is pre-finished black anodized and supplied with fixing bracket, stops, door hangers and T-Guide.





Technical Information

Track Finish:	Black anodized
Maximum Weight (per track):	650 lb (300kg)
Maximum Weight (per door):	400 lb* (180kg)
Maximum Door Weight (SofStop):	264 lb (120kg)
Minimum Door Thickness:	1-1/4" (32mm)

*Doors over 400 lb require extra hangers or a customised solution

Design Features & Options

- Track is high-quality, heavy duty extruded aluminum.
- Black anodized finish.
- Track can be easily adjusted to allow for different wall clearances with baseboard & moulding.
- No exposed fasteners gives a clean look.
- Ultra smooth running acetal wheels.
- Pre-machined mounting holes. Additional holes can be drilled on site to match studs.
- Anti-jump system ensures wheels cannot jump off the track.
- Maximum weight per track: 650lb (see installation notes).
- SofStop® 264 lb soft close / soft open kit available (suitable for retrofit).

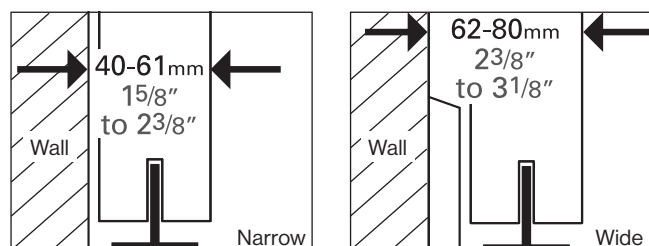
Installation Notes

The stud wall must be level and solid enough to support the door weight. This track is supplied with coach screws suitable for use with timber framing. For fixing to concrete walls, masonry anchors must be used.

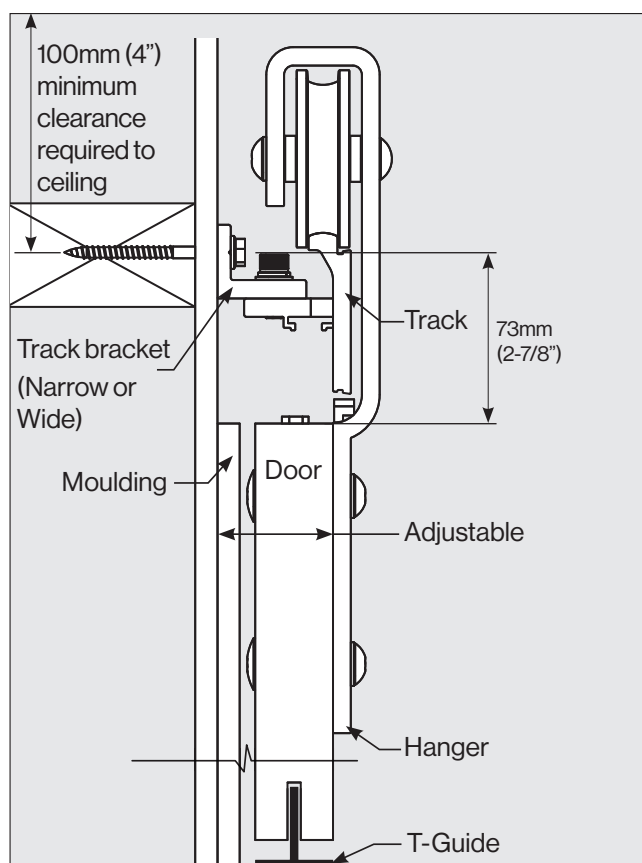
Determine overall thickness

This track system is supplied with either a Narrow or Wide track bracket which must be specified at time of order. The bracket can be adjusted to suit an overall thickness of door + gap + moulding of:

1-5/8" to 2-3/8" (40 - 61mm) (**Narrow** option) or
2-3/8" to 3-1/8" (62 - 80mm) (**Wide** option).



Fixing Detail



How to Order

- Specify track length (available in 6, 7, 8, 9, 10, 12, 13, 14, 15, 16, 17, 18 and 19' pre-cut lengths)
- Choose Narrow or Wide bracket
- Select hanger packs (one pack per door)
- Select SofStop packs (2 packs required for soft open & close. Max. door weight 264 lb)

24" minimum door width for use of SofStop (Single or Dual Action)

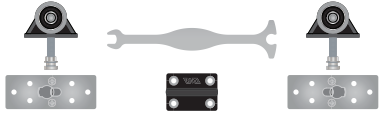


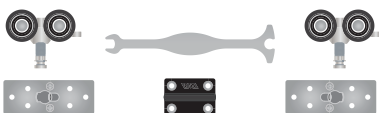
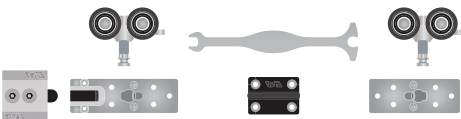

CS Barn Track Systems

Item	Description	Length	Code
	CS WallMount Track Kit (including fascia and end caps) Suits 1-3/8" to 1-3/4" door thickness Natural (Clear) Anodized PRODUCT DETAILS - PAGE 18	6ft	TSWMNA-6
		8ft	TSWMNA-8
		12ft	TSWMNA-12
		24ft	TSWMNA-24
		Custom	TSWMNA-NSS
	CS WallMount Track Kit (including fascia and end caps) Suits 1-3/8" to 1-3/4" door thickness Bronze Anodized	6ft	TSWMBA-6
		8ft	TSWMBA-8
		12ft	TSWMBA-12
		24ft	TSWMBA-24
		Custom	TSWMBA-NSS
	CS WallMount Track (Carriage Section only)	Custom	ZA00244
	CS CaviTrack Side Mount Kit (including fascia and end caps) Suits 1-3/8" to 1-3/4" door thickness Natural (Clear) Anodized PRODUCT DETAILS - PAGE 20	6ft	TSCTSMNA-6
		8ft	TSCTSMNA-8
		12ft	TSCTSMNA-12
		24ft	TSCTSMNA-24
		Custom	TSCTSMNA-NSS
	CS CaviTrack Side Mount Kit (including fascia and end caps) Suits 1-3/8" to 1-3/4" door thickness Bronze Anodized	6ft	TSCTSMBA-6
		8ft	TSCTSMBA-8
		12ft	TSCTSMBA-12
		24ft	TSCTSMBA-24
		Custom	TSCTSMBA-NSS
	CS CaviTrack Side Mount (Carriage Section only)	Custom	ZA00351
	Barn Door Track Pack (Includes track, fixing bracket and screw pack) Narrow	6ft	TSBS1830N
		7ft	TSBS2135N
		8ft	TSBS2440N
		9ft	TSBS2745N
		10ft	TSBS3050N
	Barn Door Track Pack (Includes track, fixing bracket and screw pack) Wide	12ft	TSBS3660N
		6ft	TSBS1830W
		7ft	TSBS2135W
		8ft	TSBS2440W
		9ft	TSBS2745W
		10ft	TSBS3050W
		12ft	TSBS3660W
		13ft	TSBS3962W
		14ft	TSBS4267W
		15ft	TSBS4572W
		16ft	TSBS4877W
		17ft	TSBS5182W
		18ft	TSBS5486W
		19ft	TSBS5791W

Carriage Packs



Suitable for use with:

- CS Cavity Slider
- CS TopMountTrack - Single
- CS TopMountTrack - Double/Triple
- CS FH-CeilingMountTrack - Single/Double/Triple
- CS WallMount Track

Item	Description	Code
	M6 (200lb) with no track stops	DKM0601
	M6 (200lb) with 1 track stop	DKM0611
	M6 (200lb) with 2 track stops	DKM0621
	M8 (500lb) with no track stops	DKM0801
	M8 (500lb) with 1 track stop	DKM0811
	M8 (500lb) with 2 track stops	DKM0821

Suitable for use with:

- CS Barn Door Track

Item	Description	Code
	CS Barn Door Hangers & Stops Pack	TSBS001
	SofStop (264 lb) Single Pack for Barn Door Track	TSBS100

For double soft close and soft open, two (2) Barn Door Track SofStop Packs are required.
The Minimum Door Width for the use of SofStop is 24".